





CORPORATE SOCIAL RESPONSIBILITY REPORT

\$ 0 / 5 & / 5 4

» Y Ò w
h=î7!DË

ABOUT THE REPORT

1
2
3
4

1
2
3
4
5

1
2
3
4

1
2
3
4






2018

24

"

" " " " "

0









--
--
--
--

O

b



ISO 9001 ISO 14001 OHSAS 18001 SA 8000 QC 080000 EICC

| | | |
|------|----|-------------|
| 1996 | 12 | ISO 9001 |
| 2000 | 7 | ISO 14001 |
| 2004 | 9 | |
| 2006 | 12 | |
| 2006 | 12 | QC 080000 |
| 2006 | 12 | OHSAS 18001 |
| 2008 | 3 | TL 9000 |
| 2009 | 2 | SA 8000 |
| 2010 | 7 | EICC |
| 2012 | 1 | |
| 2016 | 3 | TS 16949 |
| 2017 | 11 | ISO 50001 |
| 2017 | 12 | IATF 16949 |
| 2018 | 10 | QC 080000 |

Participation of interested parties

"

"

9

/

CSR



Reliable and trustworthy new energy

Enormous achievements in scientific and technological innovation

| | | | | | |
|------|-----|----|------|----|---|
| 2018 | 30 | 21 | 2018 | 13 | 3 |
| 2018 | 112 | 50 | | 43 | |









35KV

"

"









| | | | |
|---|------------|------------|----------------|
| 1 | " | " | |
| 2 | | | 20.5MW /164MWh |
| 3 | | 6MW /48MWh | 4MW /32MWh |
| | 5MW /40MWh | | 3MW /24MWh 5 |
| 4 | | | |



| | | |
|---|---|------------|
| 1 | | 863 |
| 2 | | 6MW /36MWh |
| 3 | " | " |

2018

2018 7

2MW/0.5

1

4

2018

/ /

Assurance of communication and big data security

IDC

2017

5G

5G

5G

5G

5G

5G

2018 ICT



NPFC 100Pack 30%
NPFC 50Pack 20%



480V 5

0



2019 5G 5G 5G

5G

2018 5

2018 5G 5G

2018 8 2018-

2020 5G 5G

2019 5G 5G

5G

5G 5G





Notable achievements in recycling of renewable resources

"

"

"

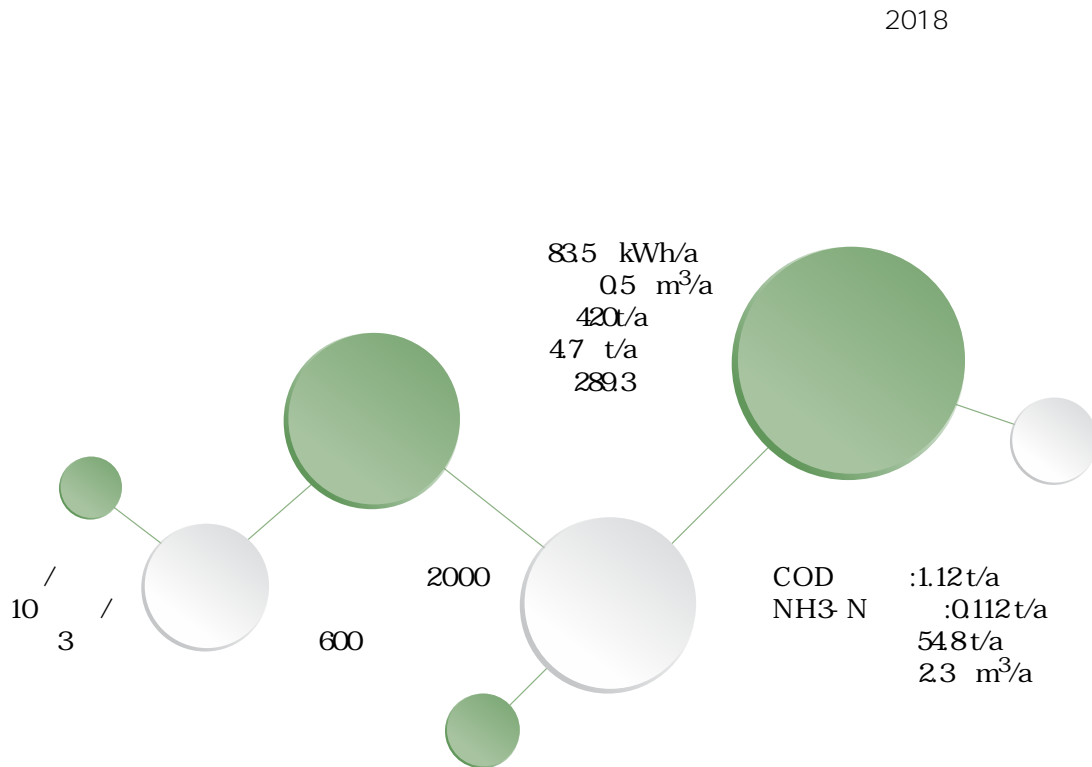
"





For a wonderful world

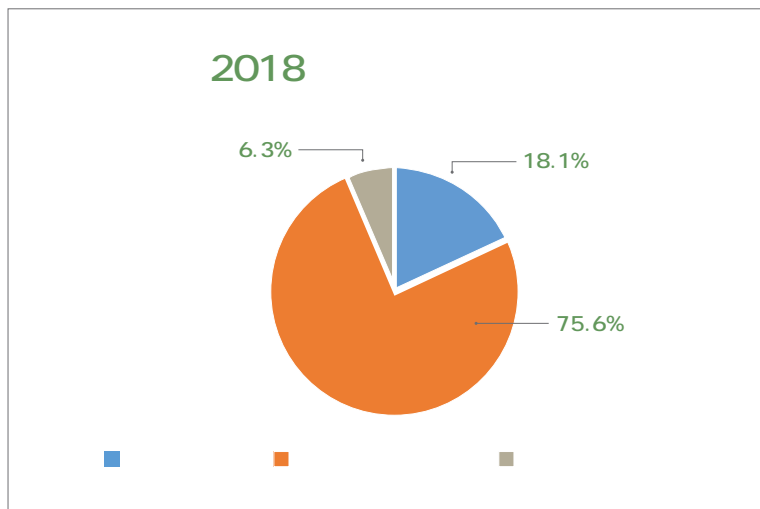
Cleaner production



| | 2017 | 2018 |
|--------|-------|------|
| 2018 | | |
| 13.46% | 2V | |
| | LED | 6 |
| | 13600 | 2V |
| | 20% | |
| | | " " |

2018

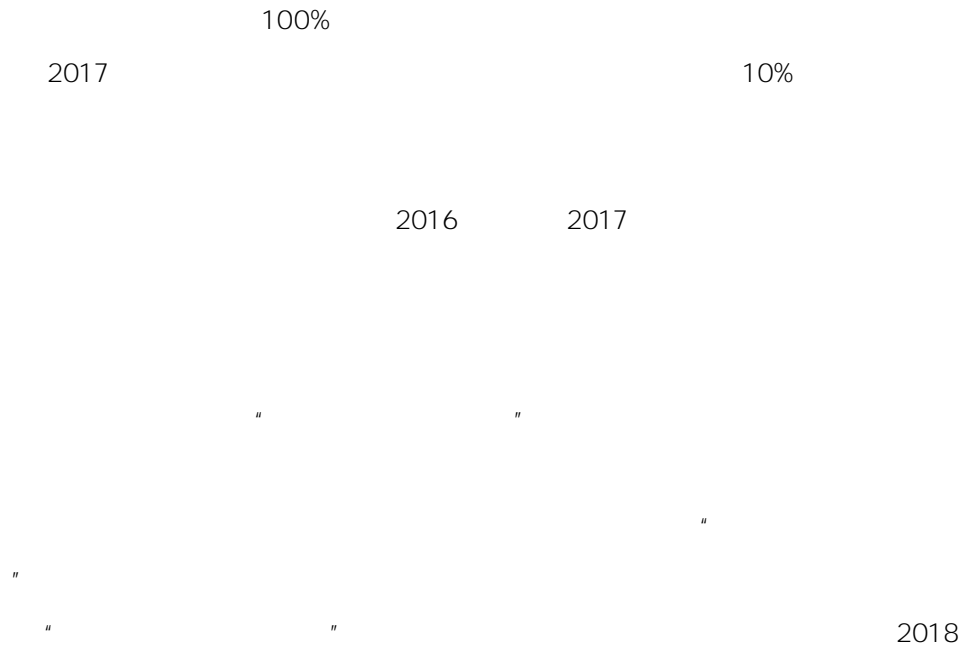
| | | | | |
|-------------------------|----------|----------|---------|----------------------|
| | | | | t- CO _{\$W} |
| (t- CO _{\$W}) | 18067.03 | 75283.08 | 6222.76 | 99572.88 |
| | 18.1% | 75.6% | 6.3% | 100% |



| | | | |
|------|----------|------|-------|
| 2018 | 99572.88 | 2017 | 0.3 |
| 2017 | 65.8% | | |
| 2018 | 81.9% | | 75.6% |
| 6.3% | | | |

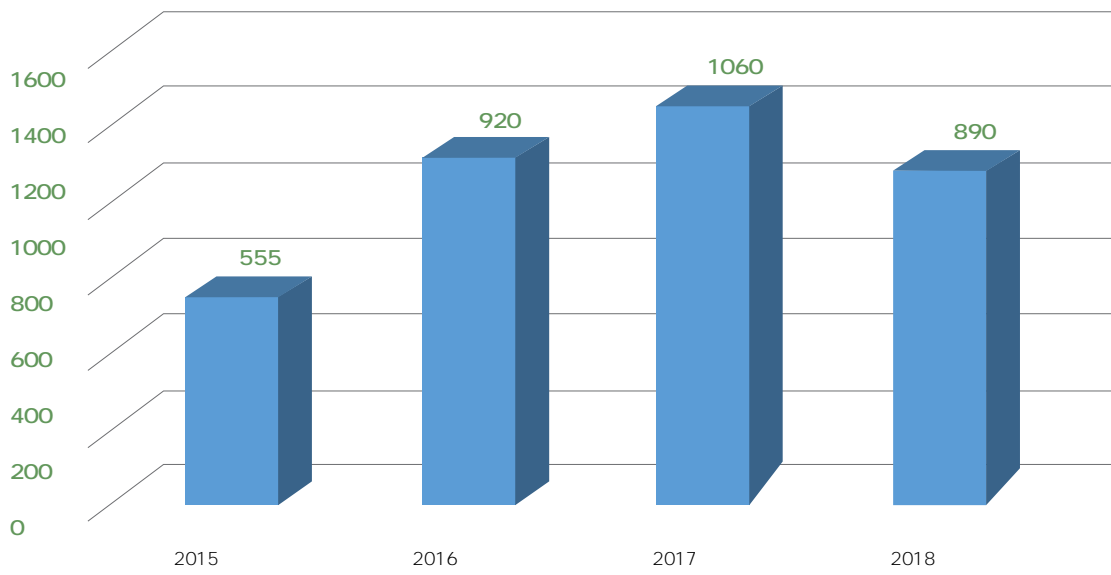
Environmental protection







2015- 2018





Common development

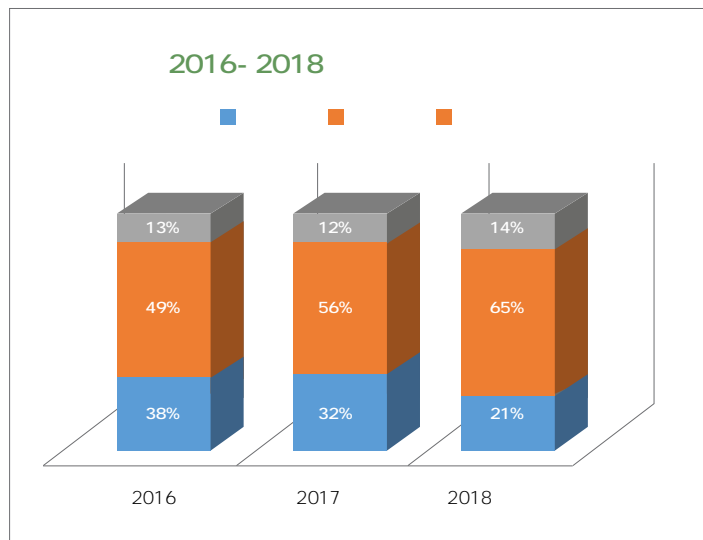
| | | | |
|---------|------|---|----|
| | 2018 | " | " |
| 2018 12 | 7343 | | 17 |

3

29

2018

169.17



1 3
34



2 KT
5 9 18





4



4

7

118

5



39

7

6



44

9



7



45

8



8



34

24



9



95


5



1

64

3



2

335

8




3



CSTD





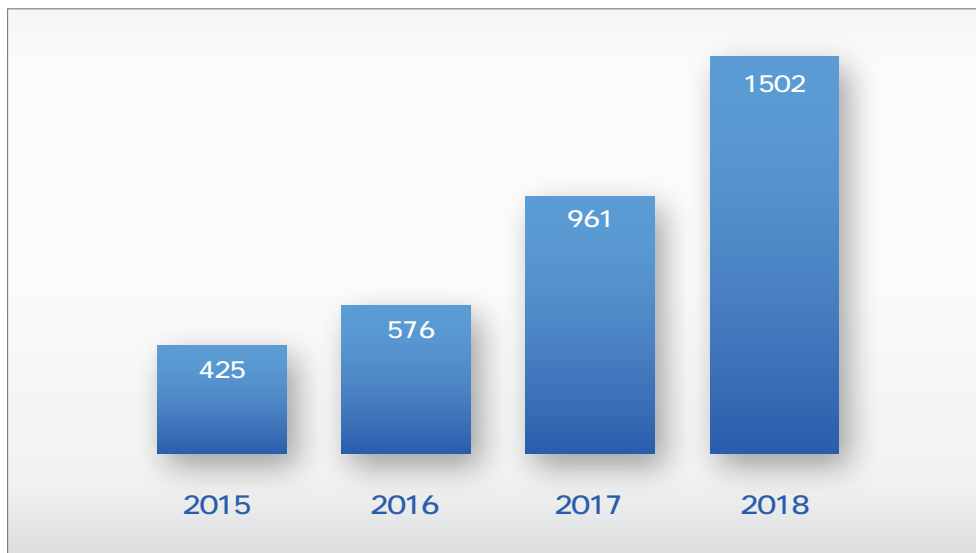


13.6%

2018

4.79

19.1%


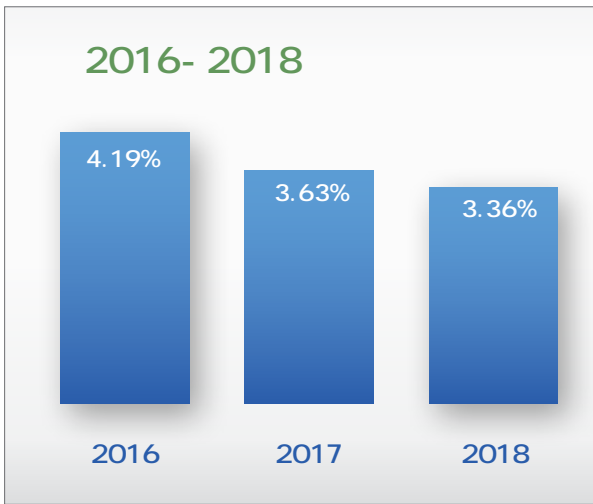


2017
2017

2018

3.36%

5%



2018

" TOP100&

2018

TOP33

"



Health&safety frst

OHSAS18001









1-2



Sustainable supply chain

1

2018

2

SAP ERP

IBM

3



Public welfare undertakings







2018

,

ndgf@ narada.biz

0571- 56975900

2019 4



“ ”

1

2

?

3

?

4

?

5

?

1

2

_____ E - mail: _____

